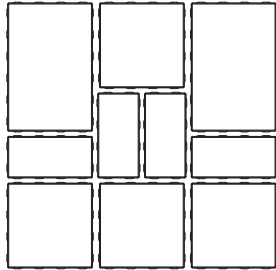




BLU 80 mm

DESCRIPTION: Paver **TEXTURE:** Smooth and HD² Smooth

PALLET OVERVIEW






NOTES

See page 62 to 64 for more technical information. When used in a permeable pavement application, see page 33 and 101 for more technical information.

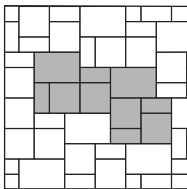
See page 30 for more information about applications.

JOINT WIDTH: 9/32" (7 mm)
% OF SURFACE OPENING: 3.0 %
INFILTRATION RATE: 570 in./hr (14 475 mm/hr)

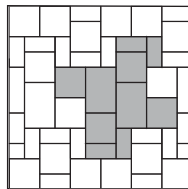
Specifications per pallet	Imperial	Metric
Cubing	84.96 ft²	7.90 m ²
Approx. Weight Smooth	3 095 lbs	1 404 kg
Approx. Weight Smooth HD ²	3 280 lbs	1 488 kg
Number of rows	8	
Coverage per row	10.62 ft ²	0.99 m ²
Linear coverage per row	9.75 lin. ft	2.97 lin. m

Unit dimensions	in	mm	Units/pallet
 A	Height 3 1/8 Width 13 Length 6 1/2	80 330 165	32 units
 B	Height 3 1/8 Width 13 Length 13	80 330 330	32 units
 C	Height 3 1/8 Width 13 Length 19 1/2	80 330 495	16 units

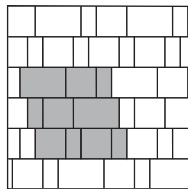
01 | Modular pattern



02 | Modular pattern



03 | Linear pattern



Patterns are for design inspiration only. The installer is responsible to calculate & purchase the correct amount of material.

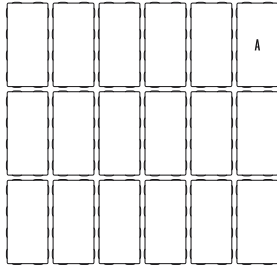




BLU 80 mm (6"×13")

DESCRIPTION: Paver **TEXTURE:** Smooth, HD² Smooth

PALLET OVERVIEW



NOTES

See page 62 to 64 for more technical information. When used in a permeable pavement application, see page 33 and 101 for more technical information.

See page 30 for more information about applications.

JOINT WIDTH: 9/32" (7 mm)
% OF SURFACE OPENING: 4.6%
INFILTRATION RATE: 570 in./hr (14 475 mm/hr)

Specifications per pallet		Imperial	Metric
Cubing		84.40 ft²	7.84 m ²
Approx. Weight		3 133 lbs	1 421 kg
Number of rows		8	
Coverage per row		10.55 ft ²	0.98 m ²
Linear coverage per row	Depth	19.49 lin. ft	5.94 lin. m
	Length	9.74 lin. ft	2.97 lin. m

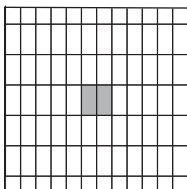
Unit dimensions	in	mm	Units/pallet
Height	3 1/8	80	144 units
Width	13	330	
Length	6 1/2	165	




A



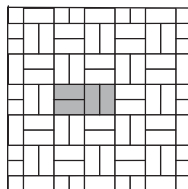
08 | Linear pattern




09 | Linear pattern



10 | Parquet pattern




11 | Herringbone pattern



Patterns are for design inspiration only. The installer is responsible to calculate & purchase the correct amount of material.


Chocolate Brown

Smooth



Chestnut Brown

HD² Smooth
Smooth



Champlain Grey

HD² Smooth
Smooth




Beige Cream

Smooth




Greyed Nickel

HD² Smooth
Smooth



Shale Grey

HD² Smooth
Smooth



Onyx Black

HD² Smooth
Smooth

